


***FINANCIAL REPORTS
FOR THE MONTH OF
JULY, 2018***

***BRADFORD
EXEMPTED VILLAGE
SCHOOL DISTRICT***



Date: 06/02/2018
Time: 3:03 pm

BRADFORD EXEMPTED VILLAGE SD
Financial Report by Fund
CASH CONTROL

Begin Balance	MTD Receipts	FYTD Receipts	MTD Expenditures	FYTD Expenditures	Current Fund Balance	Current Encumbrances	Unencumbered Fund Balance
TOTAL FOR Fund 001 - GENERAL:							
5,940,415.63	931,834.62	931,834.62	520,376.29	520,376.29	6,351,873.96	1,165,363.98	5,186,509.98
TOTAL FOR Fund 002 - BOND RETIREMENT:							
170,889.65	0.00	0.00	0.00	0.00	170,889.65	0.00	170,889.65
TOTAL FOR Fund 003 - PERMANENT IMPROVEMENT:							
441,263.90	0.00	0.00	0.00	0.00	441,263.90	0.00	441,263.90
TOTAL FOR Fund 006 - FOOD SERVICE:							
91,719.10	435.47	435.47	10,896.87	10,896.87	81,257.70	2,676.12	78,581.58
TOTAL FOR Fund 007 - SPECIAL TRUST:							
34,506.36	0.00	0.00	750.00	750.00	33,756.36	7,500.00	26,256.36
TOTAL FOR Fund 008 - ENDOWMENT:							
54,575.24	94.14	94.14	0.00	0.00	54,669.38	1,000.00	53,669.38
TOTAL FOR Fund 018 - PUBLIC SCHOOL SUPPORT:							
33,585.67	0.00	0.00	1,665.38	1,665.38	31,920.29	3,314.83	28,605.46
TOTAL FOR Fund 019 - OTHER GRANT:							
22,207.17	2.85	2.85	0.00	0.00	22,210.02	4,037.93	18,172.09
TOTAL FOR Fund 022 - DISTRICT AGENCY:							
1,439.50	0.00	0.00	0.00	0.00	1,439.50	0.00	1,439.50
TOTAL FOR Fund 034 - CLASSROOM FACILITIES MAINT.:							
440,920.64	0.00	0.00	0.00	0.00	440,920.64	0.00	440,920.64
TOTAL FOR Fund 200 - STUDENT MANAGED ACTIVITY:							
28,981.13	0.00	0.00	1,292.50	1,292.50	27,688.63	2,670.95	25,117.68
TOTAL FOR Fund 300 - DISTRICT MANAGED ACTIVITY:							
23,892.11	19.65	19.65	2,236.23	2,236.23	21,675.53	18,440.98	3,234.55
TOTAL FOR Fund 499 - MISCELLANEOUS STATE GRANT FUN							
0.00	147.50	147.50	0.00	0.00	147.50	0.00	147.50
TOTAL FOR Fund 572 - TITLE I DISADVANTAGED CHILDRE							
148.94	336.90	336.90	0.00	0.00	485.84	0.00	485.84
TOTAL FOR Fund 599 - MISCELLANEOUS FED. GRANT FUND							
15,524.23	19,516.08	19,516.08	0.00	0.00	35,040.31	1,794.00	33,246.31
GRAND TOTALS:							
7,300,069.27	952,387.21	952,387.21	537,217.27	537,217.27	7,715,239.21	1,206,698.79	6,508,540.42

Date: 06/02/2018
Time: 3:05 pm

BRADFORD EXEMPTED VILLAGE SD
Financial Detail Report for 07/01/2018 - 07/31/2018 by FUND-SCC
Called from FINSUM to check balances

	Begin Balance	Receipts	Expenditures	End Balance
TOTAL FOR FUND-SCC 001 0000 (GENERAL FUND):	5,760,751.40	931,834.62	504,093.40	6,188,492.62
TOTAL FOR FUND-SCC 001 9000 (GENERAL):	5,151.82	0.00	0.00	5,151.82
TOTAL FOR FUND-SCC 001 9002 (SED BUS PURCHASE SET-ASIDES DARKE CO):	31,156.92	0.00	0.00	31,156.92
TOTAL FOR FUND-SCC 001 9003 (MH BUS PURCHASE SET-ASIDES - DARKE CO)	66,502.99	0.00	0.00	66,502.99
TOTAL FOR FUND-SCC 001 9045 (GENERAL):	33,094.47	0.00	0.00	33,094.47
TOTAL FOR FUND-SCC 001 9121 (TEXTBOOK AND INSTRUCTIONAL MATERIALS S	109,538.73	0.00	0.00	109,538.73
TOTAL FOR FUND-SCC 001 9122 (CAPITAL MAINTENANCE SET-ASIDES):	270,594.99-	0.00	0.00	270,594.99-
TOTAL FOR FUND-SCC 001 9125 (Cafeteria Plan Refunds):	651.98	0.00	0.00	651.98
TOTAL FOR FUND-SCC 001 9194 (GENERAL FUND - STATE BUS PURCHASE ALLO	4,229.48	0.00	0.00	4,229.48
TOTAL FOR FUND-SCC 001 9195 (GENERAL FUND - PARITY):	116,690.81	0.00	0.00	116,690.81
TOTAL FOR FUND-SCC 001 9222 (GENERAL):	230.83	0.00	0.00	230.83
TOTAL FOR FUND-SCC 001 9320 (GENERAL):	30.00	0.00	0.00	30.00
TOTAL FOR FUND-SCC 001 9412 (GENERAL STATE SETASIDE):	113,345.65	0.00	0.00	113,345.65
TOTAL FOR FUND-SCC 001 9718 (GENERAL):	30,364.46-	0.00	16,282.89	46,647.35-
TOTAL FOR FUND-SCC 002 0000 (BOND RETIREMENT 4-12 MILLS BOND REG/BL	146,680.65	0.00	0.00	146,680.65
TOTAL FOR FUND-SCC 002 9020 (BOND RETIREMENT .58 MILLS BOND SITE 20	24,209.00	0.00	0.00	24,209.00
TOTAL FOR FUND-SCC 003 0000 (PERMANENT IMPROVEMENT FUND):	441,263.90	0.00	0.00	441,263.90
TOTAL FOR FUND-SCC 006 0000 (LUNCHROOM/FOOD SERVICE):	91,719.10	435.47	10,896.87	81,257.70
TOTAL FOR FUND-SCC 007 9000 (UNCLAIMED FUNDS):	489.73	0.00	0.00	489.73
TOTAL FOR FUND-SCC 007 9900 (BRADFORD FIRE & RESCUE SCHOLARSHIP):	500.00-	0.00	0.00	500.00-
TOTAL FOR FUND-SCC 007 9901 (CREIGLOW SCHOLARSHIP FUND):	1,000.00	0.00	250.00	750.00
TOTAL FOR FUND-SCC 007 9902 (BLESSSED DIRECTION INC. SCHOLARSHIP):	5,500.00	0.00	500.00	5,000.00
TOTAL FOR FUND-SCC 007 9903 (MAX WEAVER SCHOLARSHIP FUND):	500.00	0.00	0.00	500.00
TOTAL FOR FUND-SCC 007 9905 (MISC SCHOLARSHIP DONATIONS):	3,250.00-	0.00	0.00	3,250.00-
TOTAL FOR FUND-SCC 007 9906 (GOVINGTON EAGLES SCHOLARSHIP FUND):	3,774.62	0.00	0.00	3,774.62
TOTAL FOR FUND-SCC 007 9907 (PEPSI AND COCA-COLA SCHOLARSHIP FUNDS)	2,500.00	0.00	0.00	2,500.00

Date: 08/02/2018
 Time: 3:05 pm

BRADFORD EXEMPTED VILLAGE SD
 Financial Detail Report for 07/01/2018 - 07/31/2018 by FUND-SCC
 Called from FINSUM to check balances

	Begin Balance	Receipts	Expenditures	End Balance
TOTAL FOR FUND-SCC 007 9908 (RICHARD "DICK" HARMON SCHOLARSHIP FUND	25,500.00	0.00	0.00	25,500.00
TOTAL FOR FUND-SCC 007 9909 (VERNON LINDEMAN LINEVAN SCHOLARSHIP):	1,000.00	0.00	0.00	1,000.00
TOTAL FOR FUND-SCC 007 9912 (HAROLD MARKER SCHOLARSHIP FUND):	2,000.00	0.00	0.00	2,000.00
TOTAL FOR FUND-SCC 007 9996 (PRODUCTION PAINT FINISHERS GRANT/SPECI	4,007.99-	0.00	0.00	4,007.99-
TOTAL FOR FUND-SCC 008 0000 (WADE KINDERGARTEN):	10,296.62	17.76	0.00	10,314.58
TOTAL FOR FUND-SCC 008 9202 (BEARD ENDOWMENT):	44,278.42	76.38	0.00	44,354.80
TOTAL FOR FUND-SCC 018 9110 (PRINCIPAL FUND - ELEMENTARY):	15,334.19	0.00	1,665.38	13,668.81
TOTAL FOR FUND-SCC 018 9113 (ELEMENTARY PRINCIPAL - BOX TOPS):	13,216.28	0.00	0.00	13,216.28
TOTAL FOR FUND-SCC 018 9130 (HIGH SCHOOL PRINCIPAL FUND):	2,597.20	0.00	0.00	2,597.20
TOTAL FOR FUND-SCC 018 9131 (HIGH SCHOOL PRINCIPAL (AFTER PROM) FUN	250.00	0.00	0.00	250.00
TOTAL FOR FUND-SCC 018 9222 (HIGH SCHOOL PRINCIPAL FUND LIBRARY):	2,188.00	0.00	0.00	2,188.00
TOTAL FOR FUND-SCC 019 0000 (OTHER GRANT):	0.00	2.85	0.00	2.85
TOTAL FOR FUND-SCC 019 9001 (SHOPA KIDS IN NEED FOUNDATION GRANT):	0.35	0.00	0.00	0.35
TOTAL FOR FUND-SCC 019 9003 (MIAMI COUNTY FOUNDATION-FEELING GOOD M	1.84	0.00	0.00	1.84
TOTAL FOR FUND-SCC 019 9004 (RADIO & TEL NEWS DIRECTORS FOUND MEDIA	174.02	0.00	0.00	174.02
TOTAL FOR FUND-SCC 019 9005 (ECO GARDEN GRANT MIAMI COUNTY PARK DIS	500.00	0.00	0.00	500.00
TOTAL FOR FUND-SCC 019 9007 (REED - VALEDICTORIAN/MEMORIAL):	309.58	0.00	0.00	309.58
TOTAL FOR FUND-SCC 019 9008 (MIAMI COUNTY FOUNDATION ECO GARDEN GRA	3.75	0.00	0.00	3.75
TOTAL FOR FUND-SCC 019 9009 (ELEMENTARY ART - TROY FOUNDATION):	12.91	0.00	0.00	12.91
TOTAL FOR FUND-SCC 019 9011 (MIAMI COUNTY FOUNDATION ALL ABOARD PRO	102.22	0.00	0.00	102.22
TOTAL FOR FUND-SCC 019 9012 (MAC GRANT):	1,093.18	0.00	0.00	1,093.18
TOTAL FOR FUND-SCC 019 9015 (MIAMI COUNTY FOUNDATION ELEMENTARY GRA	20.25	0.00	0.00	20.25
TOTAL FOR FUND-SCC 019 9017 (EAGLES-COVINGTON DONATION):	5,927.64	0.00	0.00	5,927.64
TOTAL FOR FUND-SCC 019 9018 (MIAMI COUNTY FOUNDATION-ART DISCOVERY	512.62	0.00	0.00	512.62
TOTAL FOR FUND-SCC 019 9022 (MISCELLANEOUS FIELD TRIP GRANTS):	758.76	0.00	0.00	758.76
TOTAL FOR FUND-SCC 019 9023 (VIVIAN RUSSELL KINDERGARTEN FUND):	57.87	0.00	0.00	57.87

Date: 08/02/2018
 Time: 3:05 pm

BRADFORD EXEMPTED VILLAGE SD
 Financial Detail Report for 07/01/2018 - 07/31/2018 by FUND-SCC
 Called from FINSUM to check balances

	Begin Balance	Receipts	Expenditures	End Balance
TOTAL FOR FUND-SCC 019 9024 (ANNA BIER ART GRANT):	593.99	0.00	0.00	593.99
TOTAL FOR FUND-SCC 019 9026 (BELIEVE IN OHIO GRANT):	67.65	0.00	0.00	67.65
TOTAL FOR FUND-SCC 019 9131 (MIAMI COUNTY FOUNDATION SEMI-ANNUAL GR	1,560.54	0.00	0.00	1,560.54
TOTAL FOR FUND-SCC 019 9181 (MIAMI COUNTY PARKS - GIZMOS GRANT):	2,200.00	0.00	0.00	2,200.00
TOTAL FOR FUND-SCC 019 9182 (Miami County Parks-7th Growth Mindsets	1,750.00	0.00	0.00	1,750.00
TOTAL FOR FUND-SCC 019 9222 (OTHER GRANT LIBRARY):	10.00	0.00	0.00	10.00
TOTAL FOR FUND-SCC 019 9230 (OTHER GRANT):	150.00	0.00	0.00	150.00
TOTAL FOR FUND-SCC 019 9517 (OTHER GRANT):	6,400.00	0.00	0.00	6,400.00
TOTAL FOR FUND-SCC 022 0000 (OHSAA TOURNAMENT ACCOUNTS):	399.54	0.00	0.00	399.54
TOTAL FOR FUND-SCC 022 9718 (DISTRICT AGENCY):	1,039.96	0.00	0.00	1,039.96
TOTAL FOR FUND-SCC 034 0000 (CLASSROOM FAC. MAINT.):	440,324.63	0.00	0.00	440,324.63
TOTAL FOR FUND-SCC 034 9045 (MAINTENANCE FUND DELINQUENCIES):	596.01	0.00	0.00	596.01
TOTAL FOR FUND-SCC 200 9000 (MULTIPLE DISABILITIES CLASS):	2,499.44	0.00	0.00	2,499.44
TOTAL FOR FUND-SCC 200 9018 (CLASS OF 2018):	308.56	0.00	0.00	308.56
TOTAL FOR FUND-SCC 200 9019 (CLASS OF 2019):	1,617.34	0.00	75.00	1,542.34
TOTAL FOR FUND-SCC 200 9020 (CLASS OF 2020):	1,018.15	0.00	0.00	1,018.15
TOTAL FOR FUND-SCC 200 9021 (STUDENT MANAGED ACT):	1,402.05	0.00	0.00	1,402.05
TOTAL FOR FUND-SCC 200 9119 (POWER OF THE PEN):	280.00	0.00	0.00	280.00
TOTAL FOR FUND-SCC 200 9128 (SPANISH CLUB):	28.73	0.00	0.00	28.73
TOTAL FOR FUND-SCC 200 9130 (MUSE MACHINE):	2,001.22	0.00	0.00	2,001.22
TOTAL FOR FUND-SCC 200 9131 (DRAMA CLUB):	6,099.49	0.00	0.00	6,099.49
TOTAL FOR FUND-SCC 200 9133 (GLEE CLUB):	368.65	0.00	0.00	368.65
TOTAL FOR FUND-SCC 200 9330 (FUTURE FARMERS OF AMERICA):	4,751.01	0.00	1,217.50	3,533.51
TOTAL FOR FUND-SCC 200 9400 (HIGH SCHOOL MUSIC DEPARTMENT):	571.12	0.00	0.00	571.12
TOTAL FOR FUND-SCC 200 9610 (ELEMENTARY STUDENT COUNCIL):	648.32	0.00	0.00	648.32
TOTAL FOR FUND-SCC 200 9630 (HIGH SCHOOL STUDENT COUNCIL):	1,179.06	0.00	0.00	1,179.06

Date: 08/02/2018
 Time: 3:05 pm

BRADFORD EXEMPTED VILLAGE SD
 Financial Detail Report for 07/01/2018 - 07/31/2018 by FUND-SCC
 Called from FINSUM to check balances

Page: 4
 (FINDET)

	Begin Balance	Receipts	Expenditures	End Balance
TOTAL FOR FUND-SCC 200 9680 (YEARBOOK):	6,529.26	0.00	0.00	6,529.26
TOTAL FOR FUND-SCC 200 9710 (NATIONAL HONOR SOCIETY):	321.27-	0.00	0.00	321.27-
TOTAL FOR FUND-SCC 300 9001 (HIGH SCHOOL ART):	721.58	0.00	0.00	721.58
TOTAL FOR FUND-SCC 300 9002 (WASHINGTON DC TRIP - 8TH GRADE):	8,441.78	0.00	0.00	8,441.78
TOTAL FOR FUND-SCC 300 9004 (MEDIA-TECH CLASS):	5.57	0.00	0.00	5.57
TOTAL FOR FUND-SCC 300 9500 (ATHLETIC DIRECTOR):	13,973.18	19.65	2,236.23	11,756.60
TOTAL FOR FUND-SCC 300 9501 (ATHLETIC DIRECTOR FSN):	750.00	0.00	0.00	750.00
TOTAL FOR FUND-SCC 499 9718 (MISC. STATE GRANT):	0.00	147.50	0.00	147.50
TOTAL FOR FUND-SCC 572 0000 (TITLE I):	148.94	336.90	0.00	485.84
TOTAL FOR FUND-SCC 599 0000 (OTHER MISC FEDERAL GRANTS):	15.73	35.58	0.00	51.31
TOTAL FOR FUND-SCC 599 9718 (MISC. FED. GRANT):	0.00	8,116.00	0.00	8,116.00
TOTAL FOR FUND-SCC 599 9917 (REAP FY2017):	2,535.00	0.00	0.00	2,535.00
TOTAL FOR FUND-SCC 599 9918 (REAP GRANT FOR 2017-2018):	12,973.50	11,364.50	0.00	24,338.00

Date: 08/02/2018
Time: 3:05 pm

BRADFORD EXEMPTED VILLAGE SD
Financial Detail Report for 07/01/2018 - 07/31/2018 by FUND-SCC
Called from FINSUM to check balances

Page: 5
(FINDET)

Begin Balance	Receipts	Expenditures	End Balance
7,300,069.27	952,387.21	537,217.27	7,715,239.21

GRAND TOTALS:

DEPOSITORY	MONTH OF JULY		JUNE	JULY	VARIANCE
FIRST FINANCIAL BANK			0	0	\$ -
COVINGTON SAVINGS & LOAN		\$ 120,815.13		\$ 138,076.76	\$ 17,261.63
COVINGTON SAVINGS & LOAN		\$ 500.01		\$ 500.01	\$ -
GREENVILLE NATIONAL BANK		\$ 1,000.00		\$ 1,000.00	\$ -
SECOND NATIONAL BANK		\$ 728,193.72		\$ 731,390.66	\$ 3,196.94
STAR OHIO		\$ 2,482,127.11		\$ 2,872,437.65	\$ 390,310.54
STAR OHIO PLUS		\$ 2,467,433.30		\$ 2,471,834.13	\$ 4,400.83
		\$ 5,800,069.27		\$ 6,215,239.21	\$ 415,169.94
					\$ -
					\$ -
CDARS		\$ 1,500,000.00		\$ 1,500,000.00	\$ -
PETTY CASH		\$ -		\$ -	\$ -
LIBRARY CHANGE FUND		\$ -		\$ -	\$ -
CAFETERIA CHANGE FUND		\$ -		\$ -	\$ -
		\$ 7,300,069.27		\$ 7,715,239.21	\$ 415,169.94

DATE: 08/02/2018
TIME: 15:17

BRADFORD EXEMPTED VILLAGE SD
CASH RECONCILIATION AS OF 07/31/2018

PAGE: 1
(USAEMSED)

	SUB-TOTALS	TOTALS
	-----	-----
Gross Depository Balances:		
SECOND NATIONAL BANK	\$ 731,390.66	
COVINGTON SAVINGS & LOAN	188,897.09	
COVINGTON SAVINGS & LOAN-ATHLETI	500.01	
STAR OHIO	2,872,437.65	
STAR OHIO PLUS	2,471,834.13	
FIRST FINANCIAL BANK	5,702.12	
GREENVILLE NATIONAL BANK	16,852.88	

Total Depository Balances (Gross)		\$ 6,287,614.54
Adjustments to Bank Balance:		
Cash in Transit to Bank	\$ 27.00	
Outstanding Checks	72,402.33-	
Adjustments	0.00	


Total Adjustments to Bank Balance		72,375.33-
Investments:		
Treasury Bonds and Notes	\$ 0.00	
Certificate of Deposits	1,500,000.00	
Other Securities	0.00	
Other Investments:		

Total Investments		1,500,000.00
Cash on Hand:		
Petty Cash:		
Change Cash:		
Cash with Fiscal Agent	0.00	

Total Cash on Hand		0.00

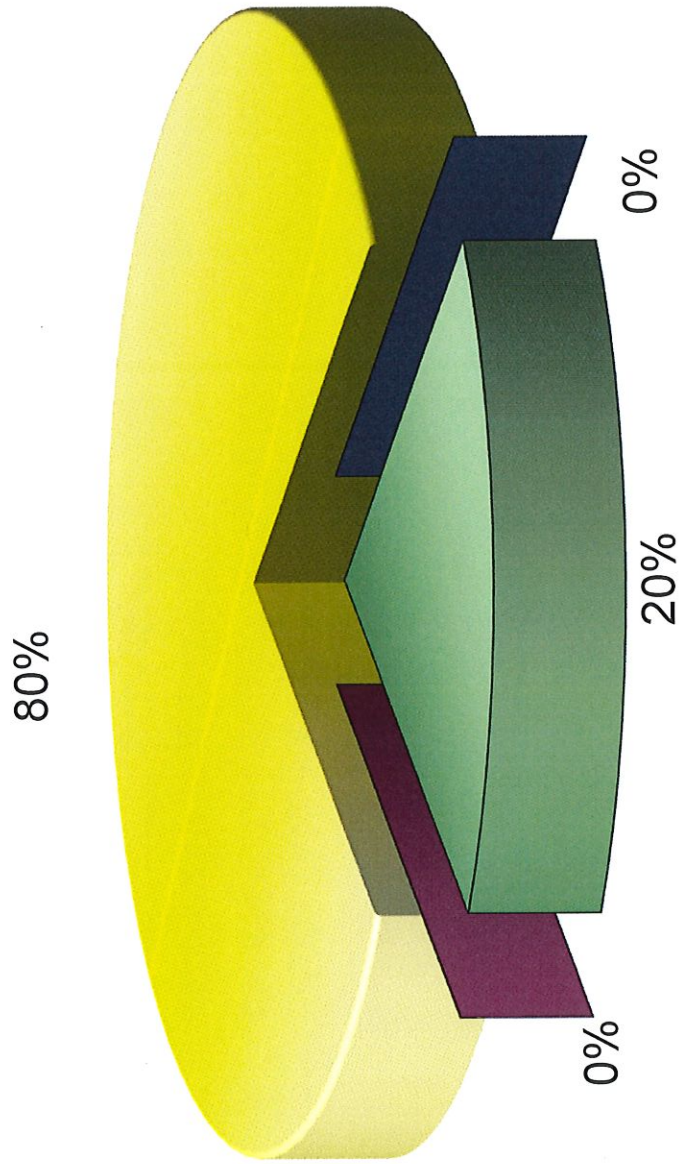
Total Balances		\$ 7,715,239.21
		=====
Total Fund Balance		\$ 7,715,239.21
		=====
Depository Clearance Accounts:		

Total Clearance Account Balances		\$ 0.00



Treasurer

INVESTMENT JULY 2018



■ CCDS

■ US AGENCIES

■ MONEY MARKETS

■ MUTUAL FUND

	MONTHLY ESTIMATE	MONTHLY ACTUAL	MONTHLY DIFFERENCE	FISCAL YTD ESTIMATE	FISCAL YTD ACTUAL	FISCAL YTD DIFFERENCE
REVENUES						
01.010 General Property (Real Estate)	0	125,000	125,000	0	125,000	125,000
01.020 Tangible Personal Property Tax	0	0	0	0	0	0
01.030 Income Tax	0	361,704	361,704	0	361,704	361,704
01.035 Unrestricted Grants-In-Aid	0	338,991	338,991	0	338,991	338,991
01.040 Restricted Grants-In-Aid	0	2,928	2,928	0	2,928	2,928
01.045 Restricted Grants-In-Aid - SFSF	0	0	0	0	0	0
01.050 Property Tax Allocation	0	0	0	0	0	0
01.060 All Other Operating Revenue	0	90,671	90,671	0	90,671	90,671
01.070 Total Revenue	0	919,294	919,294	0	919,294	919,294
OTHER FINANCING SOURCES						
02.010 Proceeds from Sale of Notes	0	0	0	0	0	0
02.020 State Emergency Loans & Advancements (Approved)	0	0	0	0	0	0
02.040 Operating Transfers-In	0	0	0	0	0	0
02.050 Advances-In	0	0	0	0	0	0
02.060 All Other Financing Sources	0	12,542	12,542	0	12,542	12,542
02.070 Total Other Financing Sources	0	12,542	12,542	0	12,542	12,542
02.080 Total Revenues and Other Financing Sources	0	931,836	931,836	0	931,836	931,836
EXPENDITURES						
03.010 Personal Services	0	243,481	243,481	0	243,481	243,481
03.020 Employees Retirement/Insurance Benefits	0	99,074	99,074	0	99,074	99,074
03.030 Purchased Services	0	141,905	141,905	0	141,905	141,905
03.040 Supplies and Materials	0	2,949	2,949	0	2,949	2,949
03.050 Capital Outlay	0	308-	308-	0	308-	308-
03.060 Intergovernmental	0	0	0	0	0	0
04.010 Debt Service: All Principal (Historical)	0	0	0	0	0	0
04.020 Debt Service: Principal - Notes	0	0	0	0	0	0
04.030 Debt Service: Principal - State Loans	0	0	0	0	0	0
04.040 Debt Service: Principal - State Advancements	0	0	0	0	0	0
04.050 Debt Service: Principal - HB 264 Loans	0	0	0	0	0	0
04.055 Debt Service: Principal - Other	0	0	0	0	0	0
04.060 Debt Service: Interest and Fiscal Charges	0	0	0	0	0	0
04.300 Other Objects	0	33,276	33,276	0	33,276	33,276
04.500 Total Expenditures	0	520,377	520,377	0	520,377	520,377
OTHER FINANCING USES						
05.010 Operating Transfers - Out	0	0	0	0	0	0
05.020 Advances - Out	0	0	0	0	0	0
05.030 All Other Financing Uses	0	0	0	0	0	0
05.040 Total Other Financing Uses	0	0	0	0	0	0
05.050 Total Expenditure and Other Financing Uses	0	520,377	520,377	0	520,377	520,377
06.010 Excess Rev & Oth Financing Sources over(under) Exp &	0	411,459	411,459	0	411,459	411,459
07.010 Beginning Cash Balance	0	5,940,416	5,940,416	0	5,940,416	5,940,416
07.020 Ending Cash Balance	0	6,351,875	6,351,875	0	6,351,875	6,351,875
08.010 Outstanding Encumbrances	0	1,165,364	1,165,364	0	1,165,364	1,165,364

List of Receipt Items by Date
MONTHLY REVENUE POSTINGS

Receipt Number	Item Number	Stat	Stat2	Description	Amount
----------------	-------------	------	-------	-------------	--------

Receipt Date: 07/02/2018

994477	0001	A		career connections ffa	(227.50)
994477	0002	A		8th grade family & consumer ff	(302.50)
994477	0003	A		Managing Transitions ffa	(220.00)
994477	0004	A		Animal Plant Science	(190.00)
994477	0005	A		Ag Business ffa	(40.00)
994477	0006	A		travel expense ffa	1,044.82

RECEIPT TOTAL: 64.82

994478	0001	A		BWC Premium Reduction 85%	9,019.68
994478	0002	A		BWC Premium Reduction 85%	295.54
994478	0003	A		BWC Premium Reduction 85%	2.85
994478	0004	A		BWC Premium Reduction 85%	9.65
994478	0005	A		BWC Premium Reduction 85%	336.90
994478	0006	A		BWC Premium Reduction 85%	35.58

RECEIPT TOTAL: 9,700.20

994479	0001	A		Medicaid Billing payback	2,753.02
--------	------	---	--	--------------------------	----------

RECEIPT TOTAL: 2,753.02

994480	0001	A			11,364.50
--------	------	---	--	--	-----------

RECEIPT TOTAL: 11,364.50

TOTAL FOR DATE: 07/02/2018 23,882.54

Receipt Date: 07/03/2018

994481	0001	B	EX		2,205.40
--------	------	---	----	--	----------

RECEIPT TOTAL: 2,205.40

TOTAL FOR DATE: 07/03/2018 2,205.40

Receipt Date: 07/06/2018

994482	0001	A		Cash request for student w dia	147.50
--------	------	---	--	--------------------------------	--------

RECEIPT TOTAL: 147.50

999381	0001	B	EX	LEVPRO Adj. 06/09/18-06/22/18	345.60
999381	0002	B	EX	LEVPRO Adj. 06/09/18-06/22/18	(345.60)
999381	0003	B	EX	LEVPRO Adj. 06/09/18-06/22/18	1,107.96

List of Receipt Items by Date
MONTHLY REVENUE POSTINGS

Receipt Item
Number Number Stat Stat2 Description Amount

Receipt Date: 07/06/2018

999381	0004	B	EX	LEVPRO Adj. 06/09/18-06/22/18	(426.14)
999381	0005	B	EX	LEVPRO Adj. 06/09/18-06/22/18	(681.82)
999381	0006	B	EX	LEVPRO Adj. 06/09/18-06/22/18	384.18
999381	0007	B	EX	LEVPRO Adj. 06/09/18-06/22/18	(211.54)
999381	0008	B	EX	LEVPRO Adj. 06/09/18-06/22/18	(172.64)
999381	0009	B	EX	LEVPRO Adj. 06/09/18-06/22/18	52.50
999381	0010	B	EX	LEVPRO Adj. 06/09/18-06/22/18	(26.25)
999381	0011	B	EX	LEVPRO Adj. 06/09/18-06/22/18	(26.25)
999381	0012	B	EX	LEVPRO Adj. 06/09/18-06/22/18	157.48
999381	0013	B	EX	LEVPRO Adj. 06/09/18-06/22/18	(78.74)
999381	0014	B	EX	LEVPRO Adj. 06/09/18-06/22/18	(78.74)

RECEIPT TOTAL: 0.00

TOTAL FOR DATE: 07/06/2018 147.50

Receipt Date: 07/07/2018

994483	0001	A		Real Estate Tax Draw Darke Cou	60,000.00
--------	------	---	--	--------------------------------	-----------

RECEIPT TOTAL: 60,000.00

TOTAL FOR DATE: 07/07/2018 60,000.00

Receipt Date: 07/09/2018

994484	0001	A		Reimbursement for trip	109.27
--------	------	---	--	------------------------	--------

RECEIPT TOTAL: 109.27

TOTAL FOR DATE: 07/09/2018 109.27

Receipt Date: 07/11/2018

994485	0001	A		Title IVA Cash Request	8,116.00
--------	------	---	--	------------------------	----------

RECEIPT TOTAL: 8,116.00

TOTAL FOR DATE: 07/11/2018 8,116.00

Receipt Date: 07/13/2018

994486	0001	A		Opportunity Grant	79,061.79
--------	------	---	--	-------------------	-----------

List of Receipt Items by Date
MONTHLY REVENUE POSTINGS

Receipt Number	Item Number	Stat	Stat2	Description	Amount
----------------	-------------	------	-------	-------------	--------

Receipt Date: 07/13/2018

994486	0002	A		Targeted Assistance	23,823.34
994486	0003	A		K-3 Literacy	1,766.99
994486	0004	A		Economic Disadvantaged Funding	1,416.28
994486	0005	A		Limited Eng Proficiency Fundin	0.00
994486	0006	A		Gifted Education Funding	1,566.48
994486	0007	A		Transportation	4,107.90
994486	0008	A		Special Education Addl Funding	11,101.86
994486	0009	A		Capacity Aid	47,049.70
994486	0010	A		Graduation Bonus	0.00
994486	0011	A		Third Grade Reading Bonus	0.00
994486	0012	A		Career Tech Education Funding	47.51
994486	0013	A		Preschool Special Education	687.09
994486	0014	A		Special Education Transportat	355.69
994486	0015	A		Open Enrollment Adjustment	14,810.20
994486	0016	B	EX	Educational Service Center	(3,655.78)
994486	0017	B	EX	Open Enrollment Adjustment	(18,571.52)
994486	0018	B	EX	Community School Adjustment	(1,803.68)
994486	0019	B	EX	Scholarship Transfer	(1,000.00)
994486	0020	B	EX	Other Adjustment -negative	(3,575.55)
994486	0021	A		SF14 Regular Tuition	0.00
994486	0022	B	EX	SF14 Special Education Tuition	0.00
994486	0023	B	EX	College Credit Plus	0.00
994486	0024	B	EX	School Employees Retirement Sy	(6,215.00)
994486	0025	B	EX	State Teachers Retirement Sys	(13,530.00)
994486	0026	B	EX	Excess Cost	0.00
994486	0027	B	EX	SF14 Regular Tuition	0.00

RECEIPT TOTAL: 137,443.30

TOTAL FOR DATE: 07/13/2018 137,443.30

Receipt Date: 07/17/2018

994487	0001	A		Abram Evers- cash	35.00
--------	------	---	--	-------------------	-------

RECEIPT TOTAL: 35.00

TOTAL FOR DATE: 07/17/2018 35.00

Receipt Date: 07/20/2018

999382	0001	B	EX	LEVPRO Adj. 06/23/18-07/06/18	215.80
999382	0002	B	EX	LEVPRO Adj. 06/23/18-07/06/18	(215.80)

RECEIPT LIST
List of Receipt Items by Date
MONTHLY REVENUE POSTINGS

Receipt Number	Item Number	Stat	Stat2	Description	Amount
----------------	-------------	------	-------	-------------	--------

Receipt Date: 07/20/2018

RECEIPT TOTAL: 0.00

TOTAL FOR DATE: 07/20/2018 0.00

Receipt Date: 07/23/2018

994488	0001	A		Real Estate Tax Draw Darke Cou	65,000.00
--------	------	---	--	--------------------------------	-----------

RECEIPT TOTAL: 65,000.00

994489	0001	A		Refund for park transportation	769.00
--------	------	---	--	--------------------------------	--------

RECEIPT TOTAL: 769.00

994490	0001	A		MDECA erate reimbursement	47,610.15
--------	------	---	--	---------------------------	-----------

RECEIPT TOTAL: 47,610.15

994492	0001	A		Spirit Checks-Greenville Feder	10.00
--------	------	---	--	--------------------------------	-------

RECEIPT TOTAL: 10.00

TOTAL FOR DATE: 07/23/2018 113,389.15

Receipt Date: 07/26/2018

994491	0001	B	EX	Refund of fees for First Fin	35.00
--------	------	---	----	------------------------------	-------

RECEIPT TOTAL: 35.00

TOTAL FOR DATE: 07/26/2018 35.00

Receipt Date: 07/27/2018

994493	0001	A		Opportunity Grant	79,049.98
994493	0002	A		Targeted Assistance	23,785.27
994493	0003	A		K-3 Literacy	1,766.99
994493	0004	A		Economic Disadvantaged Funding	1,416.69
994493	0005	A		Limited Eng Proficiency Fundin	0.00
994493	0006	A		Gifted Education Funding	1,566.47
994493	0007	A		Transportation	4,107.09
994493	0008	A		Special Education Addl Funding	11,101.86
994493	0009	A		Capacity Aid	47,044.80

List of Receipt Items by Date
MONTHLY REVENUE POSTINGS

Receipt Number	Item Number	Stat	Stat2	Description	Amount
----------------	-------------	------	-------	-------------	--------

Receipt Date: 07/27/2018

994493	0010	A		Graduation Bonus	0.00
994493	0011	A		Third Grade Reading Bonus	0.00
994493	0012	A		Career Tech Education Funding	47.51
994493	0013	A		Preschool Special Education	691.50
994493	0014	A		Special Education Transportat	355.70
994493	0015	A		Open Enrollment Adjustment	14,817.23
994493	0016	B	EX	Educational Service Center	(3,658.08)
994493	0017	B	EX	Open Enrollment Adjustment	(18,549.54)
994493	0018	B	EX	Community School Adjustment	(1,803.68)
994493	0019	B	EX	Scholarship Transfer	(1,000.00)
994493	0020	B	EX	Other Adjustment -negative	(3,575.54)
994493	0021	A		SF14 Regular Tuition	0.00
994493	0022	B	EX	SF14 Special Education Tuition	0.00
994493	0023	B	EX	College Credit Plus	0.00
994493	0024	B	EX	School Employees Retirement Sy	(6,215.00)
994493	0025	B	EX	State Teachers Retirement Sys	(13,530.00)
994493	0026	B	EX	Excess Cost	0.00
994493	0027	B	EX	SF14 Regular Tuition	0.00

RECEIPT TOTAL: 137,419.25

TOTAL FOR DATE: 07/27/2018 137,419.25

Receipt Date: 07/30/2018

994494	0001	A		2ND QTR 18 INCOME TAX-SD100	93,584.50
994494	0002	A		2ND QTR 18 INCOME TAX-SD100ES	40,067.67
994494	0003	A		2ND QTR 18 INCOME TAX-SD101	243,152.04
994494	0004	A		2ND QTR 18 INCOME TAX-SD141	437.47
994494	0005	A		2ND QTR 18 INCOME TAX-ASSESS	10,492.84
994494	0006	A		2ND QTR 18 INCOME TAX-ASSESS	38.81
994494	0007	A		2ND QTR 18 INCOME TAX-CERT	3,709.30
994494	0008	A		2ND QTR 18 INCOME TAX-CERT	(267.70)
994494	0009	A		2ND QTR 18 INCOME TAX-REFUND	(29,556.86)
994494	0010	A		2ND QTR 18 INCOME TAX-REFUND	45.46
994494	0011	B	EX	2ND QTR 18 I ADMIN FEE	(5,425.55)
994494	0012	A		2ND QTR 18 INTEREST EARNED	1,597.37

RECEIPT TOTAL: 357,875.35

TOTAL FOR DATE: 07/30/2018 357,875.35

Receipt Date: 07/31/2018

994495	0001	A		G FND INTEREST JULY 2018	11,626.86
--------	------	---	--	--------------------------	-----------

List of Receipt Items by Date
MONTHLY REVENUE POSTINGS

Receipt Number	Item Number	Stat	Stat2	Description	Amount
----------------	-------------	------	-------	-------------	--------

Receipt Date: 07/31/2018

994495	0002	A		CAFE INTEREST JULY 2018	139.93
994495	0003	A		WADE INTEREST JULY 2018	17.76
994495	0004	A		BEARD INTEREST JULY 2018	76.38

RECEIPT TOTAL: 11,860.93

994496	0001	B	EX	1st Financial Bank fees rever	(35.00)
--------	------	---	----	-------------------------------	----------

RECEIPT TOTAL: (35.00)

TOTAL FOR DATE: 07/31/2018 11,825.93

TOTAL AMOUNT: 852,483.69

Status Codes

A = Receipt	B = Refund, with check
B/NC = Refund, No check	B/EX = Reduction of expenditure
C = Appropriation modification	C/WA = Budget modification
D = Expense supplies distribution	D/EC = Error correction
F = Fund-to-fund transfer	V = Void refund

DATE: 08/02/2018
TIME: 15:41:30

BRADFORD EXEMPTED VILLAGE SD
SUMMARY CHECK REGISTER - ALL CHECKS

PAGE 1
(CHECKS)

CHECK	DATE	NUMBER - VENDOR - NAME	AMOUNT	O-STS-C REC/VD
21001	07/05/18	1480 EATON SUPPLY INC.	280.38	W R 07/31/18
21002	07/05/18	593 VILLAGE OF BRADFORD	174.00	W R 07/31/18
21003	07/10/18	5198 ANGLIN, MIKAELA	117.50	W R 07/31/18
21004	07/10/18	4543 AUDITOR OF STATE	430.50	W R 07/31/18
21005	07/10/18	231 DARKE COUNTY EDUCATIONAL	22,013.56	W R 07/31/18
21006	07/10/18	233 DP&L	6,741.70	W R 07/31/18
21007	07/10/18	1888 EDISON COMMUNITY COLLEGE	750.00	W R 07/31/18
21008	07/10/18	4742 ZEVITZ STUDENT ACCIDENT INS.	3,298.40	W R 07/31/18
21009	07/10/18	6015 JOSEPH HURST	119.79	W R 07/31/18
21010	07/10/18	677 JOSTEN'S	1,665.38	W R 07/31/18
21011	07/10/18	3714 LOWE'S	122.00	W R 07/31/18
21012	07/10/18	6026 MATTHEW TRIPLET	284.13	W R 07/31/18
21013	07/10/18	5292 META SOLUTIONS	7,838.24	W R 07/31/18
21014	07/10/18	4538 MIAMI CO. SHERIFF DEPUTY ASS	75.00	W R 07/31/18
21015	07/10/18	1963 MIAMI COUNTY EDUCATIONAL	18,658.98	W R 07/31/18
21016	07/10/18	5343 OHIO FFA CAMP MUSKINGUM	1,217.50	W R 07/31/18
21017	07/10/18	4298 ONE CALL NOW	849.22	W R 07/31/18
21018	07/10/18	1031 PITNEY BOWES CORP. INC.	405.00	W R 07/31/18
21019	07/10/18	5173 REA & ASSOCIATES, INC	675.00	W R 07/31/18
21020	07/10/18	2436 RIDDELL /ALL AMERICAN SPORTS	2,155.21	W R 07/31/18
21021	07/10/18	5294 SCHOOLPOINTE, INC.	2,750.00	W R 07/31/18
21022	07/10/18	2092 SHERWIN WILLIAMS	88.62	W R 07/31/18
21023	07/10/18	3875 SOLID BLEND TECHNOLOGIES	478.05	W R 07/31/18
21024	07/10/18	738 SOUTHWESTERN OHIO EPC	28,146.00	W R 07/31/18
21025	07/10/18	576 THOMA JOE JEWELERS INC	12.00	W R 07/31/18
21026	07/10/18	4599 WOODHULL/FELTZ C/O US BANK	2,150.00	W R 07/31/18
21027	07/10/18	3622 VARTEK SERVICES, INC	6,692.67	W R 07/31/18
21028	07/10/18	3643 VECTREN ENERGY DELIVERY	150.45	W R 07/31/18
21029	07/10/18	3792 WAIBEL ENERGY SYSTEMS, INC	833.00	W R 07/31/18
21030	07/10/18	5012 WILSON MEMORIAL HOSPITAL	250.00	W R 07/31/18
21031	07/18/18	883 SOUTHWESTERN OH. EPC	45,601.17	W W
21032	07/18/18	1369 GREENVILLE NATIONAL BANK	217.02	W R 07/31/18
21033	07/18/18	6099 AICPA	275.00	W R 07/31/18
21034	07/23/18	4093 APPLE COMPUTERS	1,897.00	W R 07/31/18
21035	07/23/18	6192 BR MULCH	572.00	W R 07/31/18
21036	07/23/18	176 BUCKEYE ASSOCIATION OF	1,869.60	W R 07/31/18
21037	07/23/18	5232 DIRECT ENERGY BUSINESS	307.51	W R 07/31/18
21038	07/23/18	5292 META SOLUTIONS	5,526.00	W R 07/31/18
21039	07/23/18	1265 RUMPKE INC.	606.44	W R 07/31/18
21040	07/23/18	4594 SCHOOL SPECIALTY	811.70	W R 07/31/18
21041	07/23/18	3675 TIME WARNER CABLE	717.40	W R 07/31/18
21042	07/23/18	1725 UNITED ART & EDUCATION	108.62	W R 07/31/18
21043	07/23/18	3792 WAIBEL ENERGY SYSTEMS, INC	954.00	W R 07/31/18
21044	07/23/18	4840 PUBLIC SCHOOL WORKS	350.00	W R 07/31/18
21045	07/24/18	4967 AMERICAN FIDELITY ASSURANCE	1,207.28	W W
21046	07/24/18	3970 AMERICAN FIDELITY ASSURANCE	2,337.71	W W
21047	07/26/18	5295 DARKE COUNTY AG SOCIETY	25.00	W R 07/31/18
21048	07/31/18	6028 FIRST FINANCIAL BANK	27.00	W W
211187	07/06/18	900744 FIFTH THIRD OF	121,140.57	C C
211188	07/06/18	900744 FIFTH THIRD OF	1,659.82	M M
211189	07/06/18	900885 School Employees Retirement	359.62	M M
211190	07/06/18	900885 School Employees Retirement	.00	M M
211191	07/06/18	900847 STATE TEACHERS RETIREMENT	1,965.18	M M
211192	07/06/18	900847 STATE TEACHERS RETIREMENT	.00	M M
211193	07/11/18	902233 Ohio Bureau of Workers Comp	4,913.98	M M
211194	07/20/18	900744 FIFTH THIRD OF	130,325.35	C C

DATE: 08/02/2018
TIME: 15:41:30

BRADFORD EXEMPTED VILLAGE SD
SUMMARY CHECK REGISTER - ALL CHECKS

PAGE 2
(CHECKS)

CHECK	DATE	NUMBER - VENDOR - NAME	AMOUNT	O-STS-C	REC/VD
211195	07/20/18	900744 FIFTH THIRD OF	1,791.70	M M	
211196	07/20/18	900885 School Employees Retirement	359.62	M M	
211197	07/20/18	900885 School Employees Retirement	.00	M M	
211198	07/20/18	900847 STATE TEACHERS RETIREMENT	1,965.18	M M	
211199	07/20/18	900847 STATE TEACHERS RETIREMENT	.00	M M	
		VOID V	0		.00
		RECONCILED R	44		123,659.57
		OUTSTANDING W,C,I,T,B	6		300,639.08
		MEMO M	11		13,015.10
		REFUND B	0		.00
		WARRANT W	48		172,832.73
		PAYROLL C	2		251,465.92
		TRANSFERS T	0		.00
		DIST/CORR D	0		.00
		INVESTMENT I	0		.00
*** TOTAL CHECKS WRITTEN ***			61		437,313.75

MDECA CREATED (FINJOU)

*** NOTE !! ONLY ACTIVE ACCOUNTS HAVE BEEN SELECTED, TOTALS MAY EXCLUDE AMOUNTS THAT ARE RELATED TO INACTIVE ACCOUNTS. ***

	BEGINNING BALANCE	MTD RECEIPTS	FYTD RECEIPTS	MTD EXPENDITURES	FYTD EXPENDITURES	AVAILABLE BALANCE	TOTAL ENCUMBERED	TOTAL UNENCUMBS BALANCE

** FUND 001 **								

0000 GENERAL FUND	\$5,760,751.40	931,894.62	931,894.62	504,093.40	504,093.40	\$6,188,492.62	\$1,004,042.52	\$5,184,450.10
9000 GENERAL								
9002 SED BUS PURCHASE SET-ASIDES DARKE CO	\$5,151.82	.00	.00	.00	.00	\$5,151.82	\$.00	\$5,151.82
9003 MH BUS PURCHASE SET-ASIDES - DARKE CO	\$31,156.92	.00	.00	.00	.00	\$31,156.92	\$.00	\$31,156.92
9045 GENERAL	\$66,502.99	.00	.00	.00	.00	\$66,502.99	\$.00	\$66,502.99
9121 TEXTBOOK AND INSTRUCTIONAL MATERIALS SET-ASID	\$33,094.47	.00	.00	.00	.00	\$33,094.47	\$.00	\$33,094.47
9122 CAPITAL MAINTENANCE SET-ASIDES	\$109,538.73	.00	.00	.00	.00	\$109,538.73	\$1,734.55	\$107,804.18
9125 Cafeteria Plan Refunds	\$270,594.99	.00	.00	.00	.00	\$270,594.99	\$159,586.91	\$430,181.90
9194 GENERAL FUND - STATE BUS PURCHASE ALLOWANCE	\$651.98	.00	.00	.00	.00	\$651.98	\$.00	\$651.98
9195 GENERAL FUND - PARITY	\$4,229.48	.00	.00	.00	.00	\$4,229.48	\$.00	\$4,229.48
9222 GENERAL	\$116,690.81	.00	.00	.00	.00	\$116,690.81	\$.00	\$116,690.81
9320 GENERAL	\$230.83	.00	.00	.00	.00	\$230.83	\$.00	\$230.83
9412 GENERAL STATE SETASIDE	\$30.00	.00	.00	.00	.00	\$30.00	\$.00	\$30.00
9718 GENERAL	\$113,345.65	.00	.00	.00	.00	\$113,345.65	\$.00	\$113,345.65
TOT 001:	\$5,940,415.63	931,894.62	931,894.62	520,376.29	520,376.29	\$6,351,879.96	\$1,165,363.98	\$5,186,509.98

** FUND 002 **

0000 BOND RETIREMENT 4.12 MILLS BOND REG/BLDG 2020

\$146,680.65

9020 BOND RETIREMENT .58 MILLS BOND SITE 2020

\$24,209.00

.00

.00

.00

.00

.00

.00

.00

.00

.00

.00

.00

.00

.00

MDECA CREATED (FINJOU)

*** NOTE!! ONLY ACTIVE ACCOUNTS HAVE BEEN SELECTED, TOTALS MAY EXCLUDE AMOUNTS THAT ARE RELATED TO INACTIVE ACCOUNTS. ***

BEGINNING BALANCE	MTD RECEIPTS	FYTD RECEIPTS	MTD EXPENDITURES	FYTD EXPENDITURES	AVAILABLE BALANCE	TOTAL ENCUMBERED	TOTAL UNENCUMB BALANCE
-----	-----	-----	-----	-----	-----	-----	-----
TOT 002: \$170,889.65	.00	.00	.00	.00	\$170,889.65	\$.00	\$170,889.65
=====							

** FUND 003 **							

0000 PERMANENT IMPROVEMENT FUND							
\$441,263.90	.00	.00	.00	.00	\$441,263.90	\$.00	\$441,263.90
-----	-----	-----	-----	-----	-----	-----	-----
TOT 003: \$441,263.90	.00	.00	.00	.00	\$441,263.90	\$.00	\$441,263.90
=====							

** FUND 006 **							

0000 LUNCHROOM/FOOD SERVICE							
\$91,719.10	435.47	435.47	10,896.87	10,896.87	\$81,257.70	\$2,676.12	\$78,581.58
-----	-----	-----	-----	-----	-----	-----	-----
TOT 006: \$91,719.10	435.47	435.47	10,896.87	10,896.87	\$81,257.70	\$2,676.12	\$78,581.58
=====							

** FUND 007 **							

9000 UNCLAIMED FUNDS							
\$489.73	.00	.00	.00	.00	\$489.73	\$.00	\$489.73
9900 BRADFORD FIRE & RESCUE SCHOLARSHIP							
\$500.00-	.00	.00	.00	.00	\$500.00-	\$.00	\$500.00-
9901 CREIGLOW SCHOLARSHIP FUND							
\$1,000.00	.00	.00	250.00	250.00	\$750.00	\$250.00	\$500.00
9902 BLESSED DIRECTION INC. SCHOLARSHIP							
\$5,500.00	.00	.00	500.00	500.00	\$5,000.00	\$4,000.00	\$1,000.00
9903 MAX WEAVER SCHOLARSHIP FUND							
\$500.00	.00	.00	.00	.00	\$500.00	\$.00	\$500.00

MDECA CREATED (FINJOU)

*** NOTE!! ONLY ACTIVE ACCOUNTS HAVE BEEN SELECTED, TOTALS MAY EXCLUDE AMOUNTS THAT ARE RELATED TO INACTIVE ACCOUNTS. ***

BEGINNING BALANCE	MTD RECEIPTS	FYTD RECEIPTS	MTD EXPENDITURES	FYTD EXPENDITURES	AVAILABLE BALANCE	TOTAL ENCUMBERED	TOTAL UNENCUMBERED BALANCE
9905 MISC SCHOLARSHIP DONATIONS	.00	.00	.00	.00	\$3,250.00-	\$.00	\$3,250.00-
\$3,250.00-							
9906 COVINGTON EAGLES SCHOLARSHIP FUND	.00	.00	.00	.00	\$3,774.62	\$750.00	\$3,024.62
\$3,774.62							
9907 PEPSI AND COCA-COLA SCHOLARSHIP FUNDS	.00	.00	.00	.00	\$2,500.00	\$.00	\$2,500.00
\$2,500.00							
9908 RICHARD "DICK" HARMON SCHOLARSHIP FUND	.00	.00	.00	.00	\$25,500.00	\$.00	\$25,500.00
\$25,500.00							
9909 VERNON LINDEMAN LINEMAN SCHOLARSHIP	.00	.00	.00	.00	\$1,000.00	\$.00	\$1,000.00
\$1,000.00							
9910 AAA SCHOLARSHIP FUND	.00	.00	.00	.00	\$.00	\$.00	\$.00
\$.00							
9911 RAY PRUITT SCHOLARSHIP FUND	.00	.00	.00	.00	\$.00	\$.00	\$.00
\$.00							
9912 HAROLD MARKER SCHOLARSHIP FUND	.00	.00	.00	.00	\$2,000.00	\$2,000.00	\$.00
\$2,000.00							
9996 PRODUCTION PAINT FINISHERS GRANT/SPECIAL TRUS	.00	.00	.00	.00	\$4,007.99-	\$500.00	\$4,507.99-
\$4,007.99-							
TOT 007:	\$34,506.36	.00	750.00	750.00	\$33,756.36	\$7,500.00	\$26,256.36

** FUND 008 **

0000 MADE KINDERGARTEN	17.76	17.76	.00	.00	\$10,314.58	\$.00	\$10,314.58
\$10,296.82							
9202 BEARD ENDOWMENT	76.38	76.38	.00	.00	\$44,354.80	\$1,000.00	\$43,354.80
\$44,276.42							
TOT 008:	\$54,575.24	94.14	.00	.00	\$54,669.38	\$1,000.00	\$53,669.38

** FUND 010 **

0000 CLASSROOM FACILITIES	.00	.00	.00	.00	\$.00	\$.00	\$.00
\$.00							

MDECA CREATED (FINJOU)

*** NOTE!! ONLY ACTIVE ACCOUNTS HAVE BEEN SELECTED, TOTALS MAY EXCLUDE AMOUNTS THAT ARE RELATED TO INACTIVE ACCOUNTS. ***

	BEGINNING BALANCE	MTD RECEIPTS	FYTD RECEIPTS	MTD EXPENDITURES	FYTD EXPENDITURES	AVAILABLE BALANCE	TOTAL ENCUMBERED	TOTAL UNENCUMB BALANCE
TOT 010:	\$.00	.00	.00	.00	.00	\$.00	\$.00	\$.00
=====								

** FUND 018 **								

9110 PRINCIPAL FUND - ELEMENTARY								
\$15,334.19	.00	.00	1,665.38	1,665.38	\$13,668.81	\$2,092.43	\$11,576.38	
9113 ELEMENTARY PRINCIPAL -BOX TOPS								
\$13,216.28	.00	.00	.00	.00	\$13,216.28	\$347.40	\$12,868.88	
9130 HIGH SCHOOL PRINCIPAL FUND								
\$2,597.20	.00	.00	.00	.00	\$2,597.20	\$875.00	\$1,722.20	
9131 HIGH SCHOOL PRINCIPAL (AFTER PROM) FUND								
\$250.00	.00	.00	.00	.00	\$250.00	\$.00	\$250.00	
9222 HIGH SCHOOL PRINCIPAL FUND LIBRARY								
\$2,188.00	.00	.00	.00	.00	\$2,188.00	\$.00	\$2,188.00	
TOT 018:	\$33,585.67	.00	.00	1,665.38	1,665.38	\$31,920.29	\$3,314.83	\$28,605.46
=====								

** FUND 019 **								

0000 OTHER GRANT								
\$.00	2.85	2.85	.00	.00	\$2.85	\$.00	\$2.85	
9001 SHOPA KIDS IN NEED FOUNDATION GRANT								
\$.35	.00	.00	.00	.00	\$.35	\$.00	\$.35	
9003 MIAMI COUNTY FOUNDATION-FEELING GOOD MILE HIG								
\$1.84	.00	.00	.00	.00	\$1.84	\$.00	\$1.84	
9004 RADIO & TEL NEWS DIRECTORS FOUND MEDIA TECH								
\$174.02	.00	.00	.00	.00	\$174.02	\$.00	\$174.02	
9005 ECO GARDEN GRANT MIAMI COUNTY PARK DISTRICT								
\$500.00	.00	.00	.00	.00	\$500.00	\$.00	\$500.00	
9007 REED - VALEDICTORIAN/MEMORIAL								
\$309.58	.00	.00	.00	.00	\$309.58	\$.00	\$309.58	
9008 MIAMI COUNTY FOUNDATION ECO GARDEN GRANT								
\$3.75	.00	.00	.00	.00	\$3.75	\$.00	\$3.75	
9009 ELEMENTARY ART - TROY FOUNDATION								
\$12.91	.00	.00	.00	.00	\$12.91	\$.00	\$12.91	

MDECA CREATED (FINJOU)

*** NOTE!! ONLY ACTIVE ACCOUNTS HAVE BEEN SELECTED, TOTALS MAY EXCLUDE AMOUNTS THAT ARE RELATED TO INACTIVE ACCOUNTS. ***

BEGINNING BALANCE	MTD RECEIPTS	FYTD RECEIPTS	MTD EXPENDITURES	FYTD EXPENDITURES	AVAILABLE BALANCE	TOTAL ENCUMBERED	TOTAL UNENCUMB BALANCE
9011 MIAMI COUNTY FOUNDATION ALL ABOARD PROGRAM	.00	.00	.00	.00	\$102.22	\$.00	\$102.22
9012 MAC GRANT	.00	.00	.00	.00	\$1,093.18	\$.00	\$1,093.18
9015 MIAMI COUNTY FOUNDATION ELEMENTARY GRANT	.00	.00	.00	.00	\$20.25	\$.00	\$20.25
9017 EAGLES-COVINGTON DONATION	.00	.00	.00	.00	\$5,927.64	\$.00	\$5,927.64
9018 MIAMI COUNTY FOUNDATION-ART DISCOVERY CAMP	.00	.00	.00	.00	\$512.62	\$.00	\$512.62
9021 TROY FOUNDATION FIELD TRIP GRANT	.00	.00	.00	.00	\$.00	\$.00	\$.00
9022 MISCELLANEOUS FIELD TRIP GRANTS	.00	.00	.00	.00	\$758.76	\$.00	\$758.76
9023 VIVIAN RUSSELL KINDERGARTEN FUND	.00	.00	.00	.00	\$57.87	\$.00	\$57.87
9024 ANNA BIER ART GRANT	.00	.00	.00	.00	\$593.99	\$92.90	\$501.09
9025 COMMUNITY BLOOD CENTER GRANT	.00	.00	.00	.00	\$.00	\$.00	\$.00
9026 BELIEVE IN OHIO GRANT	.00	.00	.00	.00	\$67.65	\$.00	\$67.65
9027 TRI-COUNTY BOARD OF REC AND MENTAL HEALTH GRA	.00	.00	.00	.00	\$.00	\$.00	\$.00
9131 MIAMI COUNTY FOUNDATION SEMI-ANNUAL GRANT	.00	.00	.00	.00	\$1,560.54	\$.00	\$1,560.54
9132 OTHER GRANT RENAISSANCE	.00	.00	.00	.00	\$.00	\$.00	\$.00
9181 MIAMI COUNTY PARKS - GIZMOS GRANT	.00	.00	.00	.00	\$2,200.00	\$2,195.03	\$4.97
9182 Miami County Parks-7th Growth Mindsets	.00	.00	.00	.00	\$1,750.00	\$1,750.00	\$.00
9222 OTHER GRANT LIBRARY	.00	.00	.00	.00	\$10.00	\$.00	\$10.00
9230 OTHER GRANT	.00	.00	.00	.00	\$150.00	\$.00	\$150.00
9617 OTHER GRANT	.00	.00	.00	.00	\$6,400.00	\$.00	\$6,400.00
TOT 019:	\$22,207.17	2.85	2.85	.00	\$22,210.02	\$4,037.93	\$18,172.09

MDECA CREATED (FINJOU)

*** NOTE!! ONLY ACTIVE ACCOUNTS HAVE BEEN SELECTED, TOTALS MAY EXCLUDE AMOUNTS THAT ARE RELATED TO INACTIVE ACCOUNTS. ***

	BEGINNING BALANCE	MTD RECEIPTS	FYTD RECEIPTS	MTD EXPENDITURES	FYTD EXPENDITURES	AVAILABLE BALANCE	TOTAL ENCUMBERED	TOTAL UNENCUMB BALANCE

** FUND 022 **								

0000 ORSAA TOURNAMENT ACCOUNTS	\$399.54	.00	.00	.00	.00	\$399.54	\$.00	\$399.54
9718 DISTRICT AGENCY	\$1,039.96	.00	.00	.00	.00	\$1,039.96	\$.00	\$1,039.96
TOT 022:	\$1,439.50	.00	.00	.00	.00	\$1,439.50	\$.00	\$1,439.50
=====								

** FUND 034 **								

0000 CLASSROOM FAC. MAINT.	\$440,324.63	.00	.00	.00	.00	\$440,324.63	\$.00	\$440,324.63
9045 MAINTENANCE FUND DELINQUENCIES	\$596.01	.00	.00	.00	.00	\$596.01	\$.00	\$596.01
TOT 034:	\$440,920.64	.00	.00	.00	.00	\$440,920.64	\$.00	\$440,920.64
=====								

** FUND 200 **								

9000 MULTIPLE DISABILITIES CLASS								
9015 CLASS OF 2015	\$2,499.44	.00	.00	.00	.00	\$2,499.44	\$.00	\$2,499.44
9016 CLASS OF 2016	\$.00	.00	.00	.00	.00	\$.00	\$.00	\$.00
9017 CLASS OF 2017	\$.00	.00	.00	.00	.00	\$.00	\$.00	\$.00
9018 CLASS OF 2018	\$308.56	.00	.00	.00	.00	\$308.56	\$.00	\$308.56
9019 CLASS OF 2019	\$1,617.34	.00	.00	75.00	75.00	\$1,542.34	\$181.45	\$1,360.89
9020 CLASS OF 2020	\$1,018.15	.00	.00	.00	.00	\$1,018.15	\$.00	\$1,018.15

MDECA CREATED (FINJOU)

*** NOTE!! ONLY ACTIVE ACCOUNTS HAVE BEEN SELECTED, TOTALS MAY EXCLUDE AMOUNTS THAT ARE RELATED TO INACTIVE ACCOUNTS. ***

	BEGINNING BALANCE	MTD RECEIPTS	FYTD RECEIPTS	MTD EXPENDITURES	FYTD EXPENDITURES	AVAILABLE BALANCE	TOTAL ENCUMBERED	TOTAL UNENCUMB BALANCE
9021 STUDENT MANAGED ACT								
9022 CLASS OF 2022	\$1,402.05	.00	.00	.00	.00	\$1,402.05	\$.00	\$1,402.05
9119 POWER OF THE PEN	\$.00	.00	.00	.00	.00	\$.00	\$.00	\$.00
9128 SPANISH CLUB	\$280.00	.00	.00	.00	.00	\$280.00	\$.00	\$280.00
9130 MUSE MACHINE	\$28.73	.00	.00	.00	.00	\$28.73	\$.00	\$28.73
9131 DRAMA CLUB	\$2,001.22	.00	.00	.00	.00	\$2,001.22	\$.00	\$2,001.22
9132 RENAISSANCE	\$6,099.49	.00	.00	.00	.00	\$6,099.49	\$.00	\$6,099.49
9133 GLEE CLUB	\$.00	.00	.00	.00	.00	\$.00	\$.00	\$.00
9320 HIGH SCHOOL FAMILY & CONSUMER SCIENCE	\$368.65	.00	.00	.00	.00	\$368.65	\$.00	\$368.65
9330 FUTURE FARMERS OF AMERICA	\$.00	.00	.00	.00	.00	\$.00	\$.00	\$.00
9400 HIGH SCHOOL MUSIC DEPARTMENT	\$4,751.01	.00	.00	1,217.50	1,217.50	\$3,533.51	\$74.50	\$3,459.01
9610 ELEMENTARY STUDENT COUNCIL	\$571.12	.00	.00	.00	.00	\$571.12	\$.00	\$571.12
9630 HIGH SCHOOL STUDENT COUNCIL	\$648.32	.00	.00	.00	.00	\$648.32	\$.00	\$648.32
9680 YEARBOOK	\$1,179.06	.00	.00	.00	.00	\$1,179.06	\$.00	\$1,179.06
9710 NATIONAL HONOR SOCIETY	\$6,529.26	.00	.00	.00	.00	\$6,529.26	\$2,315.00	\$4,214.26
TOT 200:	\$321.27-	.00	.00	.00	.00	\$321.27-	\$.00	\$321.27-
	\$28,981.13	.00	.00	1,292.50	1,292.50	\$27,688.63	\$2,570.95	\$25,117.68

** FUND 300 **

9001 HIGH SCHOOL ART \$721.58
9002 WASHINGTON DC TRIP - 8TH GRADE \$8,441.78
9004 MEDIA-TECH CLASS \$5.57

MDECA CREATED (FINJOU)

*** NOTE!! ONLY ACTIVE ACCOUNTS HAVE BEEN SELECTED, TOTALS MAY EXCLUDE AMOUNTS THAT ARE RELATED TO INACTIVE ACCOUNTS. ***

BEGINNING BALANCE	MTD RECEIPTS	FYTD RECEIPTS	MTD EXPENDITURES	FYTD EXPENDITURES	AVAILABLE BALANCE	TOTAL ENCUMBERED	TOTAL UNENCUMB BALANCE
\$.00	147.50	147.50	.00	.00	\$147.50	\$.00	\$147.50
=====							

** FUND 504 **							

\$.00	.00	.00	.00	.00	\$.00	\$.00	\$.00

TOT 504:	.00	.00	.00	.00	\$.00	\$.00	\$.00
=====							

** FUND 506 **							

\$.00	.00	.00	.00	.00	\$.00	\$.00	\$.00

TOT 506:	.00	.00	.00	.00	\$.00	\$.00	\$.00
=====							

** FUND 516 **							

\$.00	.00	.00	.00	.00	\$.00	\$.00	\$.00

TOT 516:	.00	.00	.00	.00	\$.00	\$.00	\$.00
=====							

** FUND 518 **							

\$.00	.00	.00	.00	.00	\$.00	\$.00	\$.00

TOT 518:	.00	.00	.00	.00	\$.00	\$.00	\$.00
=====							

** FUND 519 **							

\$.00	.00	.00	.00	.00	\$.00	\$.00	\$.00

TOT 519:	.00	.00	.00	.00	\$.00	\$.00	\$.00
=====							

** FUND 520 **							

\$.00	.00	.00	.00	.00	\$.00	\$.00	\$.00

TOT 520:	.00	.00	.00	.00	\$.00	\$.00	\$.00
=====							

** FUND 521 **							

\$.00	.00	.00	.00	.00	\$.00	\$.00	\$.00

TOT 521:	.00	.00	.00	.00	\$.00	\$.00	\$.00
=====							

MDECA CREATED (FINJOU)

*** NOTE!! ONLY ACTIVE ACCOUNTS HAVE BEEN SELECTED, TOTALS MAY EXCLUDE AMOUNTS THAT ARE RELATED TO INACTIVE ACCOUNTS. ***

BEGINNING BALANCE	MTD RECEIPTS	FYTD RECEIPTS	MTD EXPENDITURES	FYTD EXPENDITURES	AVAILABLE BALANCE	TOTAL ENCUMBERED	TOTAL UNENCUMB BALANCE
9211 IDEA B SPECIAL ED FY2011	.00	.00	.00	.00	\$.00	\$.00	\$.00
\$.00							
9212 IDEA B SPECIAL ED FY2012	.00	.00	.00	.00	\$.00	\$.00	\$.00
\$.00							
9213 IDEA B SPECIAL ED FY2013	.00	.00	.00	.00	\$.00	\$.00	\$.00
\$.00							
9214 IDEA B SPECIAL ED FY2014	.00	.00	.00	.00	\$.00	\$.00	\$.00
\$.00							
9215 IDEA B SPECIAL ED FY2015	.00	.00	.00	.00	\$.00	\$.00	\$.00
\$.00							
9216 IDEA B SPECIAL ED FY2016	.00	.00	.00	.00	\$.00	\$.00	\$.00
\$.00							
9217 IDEA B SPECIAL ED FY2017	.00	.00	.00	.00	\$.00	\$.00	\$.00
\$.00							
932N SPECIAL ED - ARRA STIMULUS	.00	.00	.00	.00	\$.00	\$.00	\$.00
\$.00							
932O SPECIAL ED - ARRA STIMULUS	.00	.00	.00	.00	\$.00	\$.00	\$.00
\$.00							
9718 IDEA PART B	.00	.00	.00	.00	\$.00	\$.00	\$.00
\$.00							
9819 TITLE 68 GRANT FOR 2018-2019	.00	.00	.00	.00	\$.00	\$.00	\$.00
\$.00							
TOT 516:	.00	.00	.00	.00	\$.00	\$.00	\$.00
=====							

** FUND 532 **							

932N STATE FISCAL STABILIZATION FUND (SFSF) STIMUL	.00	.00	.00	.00	\$.00	\$.00	\$.00
\$.00							
932O STATE FISCAL STABILIZATION FUND (SFSF) STIMUL	.00	.00	.00	.00	\$.00	\$.00	\$.00
\$.00							
TOT 532:	.00	.00	.00	.00	\$.00	\$.00	\$.00
=====							

** FUND 533 **							

MDECA CREATED (FINJOU)

*** NOTE1: ONLY ACTIVE ACCOUNTS HAVE BEEN SELECTED, TOTALS MAY EXCLUDE AMOUNTS THAT ARE RELATED TO INACTIVE ACCOUNTS. ***

BEGINNING BALANCE	MTD RECEIPTS	FYTD RECEIPTS	MTD EXPENDITURES	FYTD EXPENDITURES	AVAILABLE BALANCE	TOTAL ENCUMBERED	TOTAL UNENCUMB BALANCE
9210 TITLE II-TECH FY2010							
\$0.00	.00	.00	.00	.00	\$0.00	\$0.00	\$0.00
9211 TITLE II-TECH FY2011							
\$0.00	.00	.00	.00	.00	\$0.00	\$0.00	\$0.00
9212 TITLE II-D TECH FY2012							
\$0.00	.00	.00	.00	.00	\$0.00	\$0.00	\$0.00
TOT 533:	\$0.00	.00	.00	.00	\$0.00	\$0.00	\$0.00
=====							

** FUND 572 **							

0000 TITLE I							
\$148.94	336.90	336.90	.00	.00	\$485.84	\$0.00	\$485.84
9209 TITLE I DISADVANTAGED YOUTH FY2009							
\$0.00	.00	.00	.00	.00	\$0.00	\$0.00	\$0.00
9210 TITLE I DISADVANTAGED YOUTH FY2010							
\$0.00	.00	.00	.00	.00	\$0.00	\$0.00	\$0.00
9211 TITLE I DISADVANTAGED YOUTH FY2011							
\$0.00	.00	.00	.00	.00	\$0.00	\$0.00	\$0.00
9213 TITLE I DISADVANTAGES YOUTH FY2013							
\$0.00	.00	.00	.00	.00	\$0.00	\$0.00	\$0.00
9214 TITLE I DISADVANTAGED YOUTH FY2014							
\$0.00	.00	.00	.00	.00	\$0.00	\$0.00	\$0.00
9215 TITLE I DISADVANTAGED YOUTH FY2015							
\$0.00	.00	.00	.00	.00	\$0.00	\$0.00	\$0.00
9216 TITLE I DISADVANTAGE YOUTH FY16							
\$0.00	.00	.00	.00	.00	\$0.00	\$0.00	\$0.00
9217 TITLE I DISADVANTAGED YOUTH FY17							
\$0.00	.00	.00	.00	.00	\$0.00	\$0.00	\$0.00
9218 TITLE I DISADVANTAGED YOUTH FY18							
\$0.00	.00	.00	.00	.00	\$0.00	\$0.00	\$0.00
932N TITLE I STIMULUS FY2010							
\$0.00	.00	.00	.00	.00	\$0.00	\$0.00	\$0.00
932O TITLE I STIMULUS FY2011							
\$0.00	.00	.00	.00	.00	\$0.00	\$0.00	\$0.00
9718 TITLE I DISADVANTAGES YOUTH FY18							
\$0.00	.00	.00	.00	.00	\$0.00	\$0.00	\$0.00
9819 TITLE ONE 2018-2019 SCHOOL YEAR							
\$0.00	.00	.00	.00	.00	\$0.00	\$0.00	\$0.00

MDECA CREATED (FINJOU)

*** NOTE!! ONLY ACTIVE ACCOUNTS HAVE BEEN SELECTED, TOTALS MAY EXCLUDE AMOUNTS THAT ARE RELATED TO INACTIVE ACCOUNTS. ***

	BEGINNING BALANCE	MTD RECEIPTS	FYTD RECEIPTS	MTD EXPENDITURES	FYTD EXPENDITURES	AVAILABLE BALANCE	TOTAL ENCUMBERED	TOTAL UNENCUMB BALANCE
TOT 572:	\$148.94	336.90	336.90	.00	.00	\$485.84	\$0.00	\$485.84
=====								

** FUND 573 **								

9209 TITLE V FY2009	\$0.00	.00	.00	.00	.00	\$0.00	\$0.00	\$0.00
TOT 573:	\$0.00	.00	.00	.00	.00	\$0.00	\$0.00	\$0.00
=====								

** FUND 584 **								

9209 SAFE AND DRUG FREE FY2009	.00	.00	.00	.00	.00	\$0.00	\$0.00	\$0.00
9210 SAFE AND DRUG FREE FY2010	.00	.00	.00	.00	.00	\$0.00	\$0.00	\$0.00
TOT 584:	\$0.00	.00	.00	.00	.00	\$0.00	\$0.00	\$0.00
=====								

** FUND 587 **								

9017 PRESCHOOL MONIES	\$0.00	.00	.00	.00	.00	\$0.00	\$0.00	\$0.00
9018 PRESCHOOL MONIES	\$0.00	.00	.00	.00	.00	\$0.00	\$0.00	\$0.00
9209 IDEA PRESCHOOL SPEC ED FY2009 FLOWTHRU	\$0.00	.00	.00	.00	.00	\$0.00	\$0.00	\$0.00
9210 IDEA PRESCHOOL SPEC ED FY2010	\$0.00	.00	.00	.00	.00	\$0.00	\$0.00	\$0.00

MDECA CREATED (FINJOU)

*** NOTE!! ONLY ACTIVE ACCOUNTS HAVE BEEN SELECTED, TOTALS MAY EXCLUDE AMOUNTS THAT ARE RELATED TO INACTIVE ACCOUNTS. ***

BEGINNING BALANCE	MTD RECEIPTS	FYTD RECEIPTS	MTD EXPENDITURES	FYTD EXPENDITURES	AVAILABLE BALANCE	TOTAL ENCUMBERED	TOTAL UNENCUMBER BALANCE
9211 IDEA PRESCHOOL SPEC ED FY2011 \$.00	.00	.00	.00	.00	\$.00	\$.00	\$.00
9212 IDEA PRESCHOOL SPEC ED FY2012 \$.00	.00	.00	.00	.00	\$.00	\$.00	\$.00
9213 IDEA PRESCHOOL SPEC ED FY2013 \$.00	.00	.00	.00	.00	\$.00	\$.00	\$.00
9214 IDEA PRESCHOOL SPEC ED FY2013 \$.00	.00	.00	.00	.00	\$.00	\$.00	\$.00
9215 IDEA PRESCHOOL SPEC ED FY2015 \$.00	.00	.00	.00	.00	\$.00	\$.00	\$.00
9216 IDEA PRESCHOOL SPEC ED FY2016 \$.00	.00	.00	.00	.00	\$.00	\$.00	\$.00
9217 IDEA PRESCHOOL SPEC ED FY2017 \$.00	.00	.00	.00	.00	\$.00	\$.00	\$.00
932N IDEA B FY2010 STIMULUS \$.00	.00	.00	.00	.00	\$.00	\$.00	\$.00
932O IDEA B FY2011 STIMULUS \$.00	.00	.00	.00	.00	\$.00	\$.00	\$.00
9718 IDEA \$.00	.00	.00	.00	.00	\$.00	\$.00	\$.00
9819 PRESCHOOL GRANT FOR 2018-2019 \$.00	.00	.00	.00	.00	\$.00	\$.00	\$.00
TOT 587: -----	.00	.00	.00	.00	\$.00	\$.00	\$.00
=====							

** FUND 590 **							

9014 IMPROVING TEACHER QUALITY FY14 \$.00	.00	.00	.00	.00	\$.00	\$.00	\$.00
9209 IMPROVING TEACHER QUALITY FY2009 \$.00	.00	.00	.00	.00	\$.00	\$.00	\$.00
9210 IMPROVING TEACHER QUALITY FY2010 \$.00	.00	.00	.00	.00	\$.00	\$.00	\$.00
9211 IMPROVING TEACHER QUALITY FY2011 \$.00	.00	.00	.00	.00	\$.00	\$.00	\$.00
9212 IMPROVING TEACHER QUALITY FY2012 \$.00	.00	.00	.00	.00	\$.00	\$.00	\$.00
9213 IMPROVING TEACHER QUALITY FY2013 \$.00	.00	.00	.00	.00	\$.00	\$.00	\$.00
9214 IMPROVING TEACHER QUALITY FY2014 \$.00	.00	.00	.00	.00	\$.00	\$.00	\$.00

MDECA CREATED (FINJOU)

*** NOTE!! ONLY ACTIVE ACCOUNTS HAVE BEEN SELECTED, TOTALS MAY EXCLUDE AMOUNTS THAT ARE RELATED TO INACTIVE ACCOUNTS. ***

	BEGINNING BALANCE	MTD RECEIPTS	FYTD RECEIPTS	MTD EXPENDITURES	FYTD EXPENDITURES	AVAILABLE BALANCE	TOTAL ENCUMBERED	TOTAL UNENCUMBE BALANCE
9215 IMPROVING TEACHER QUALITY FY2015	\$.00	.00	.00	.00	.00	\$.00	\$.00	\$.00
9216 IMPROVING TEACHER QUALITY FY2016	\$.00	.00	.00	.00	.00	\$.00	\$.00	\$.00
9217 IMPROVING TEACHER QUALITY FY2017	\$.00	.00	.00	.00	.00	\$.00	\$.00	\$.00
9218 IMPROVING TEACHER QUALITY FY18	\$.00	.00	.00	.00	.00	\$.00	\$.00	\$.00
9718 IMPROVING TEACHER QUALITY FY2018	\$.00	.00	.00	.00	.00	\$.00	\$.00	\$.00
9819 TITLE IIA FOR THE 2018-2019 SCHOOL YEAR	\$.00	.00	.00	.00	.00	\$.00	\$.00	\$.00
TOT 590:	\$.00	.00	.00	.00	.00	\$.00	\$.00	\$.00

** FUND 599 **

0000 OTHER MISC FEDERAL GRANTS	\$15.73	35.58	35.58	.00	.00	\$51.31	\$.00	\$51.31
9209 TITLE II-D FY2009	\$.00	.00	.00	.00	.00	\$.00	\$.00	\$.00
9210 TITLE II-D FY2010	\$.00	.00	.00	.00	.00	\$.00	\$.00	\$.00
9718 MISC. FED. GRANT	\$.00	8,116.00	8,116.00	.00	.00	\$8,116.00	\$499.00	\$7,617.00
9819 TITLE IV FOR THE 2018-2019 SCHOOL YEAR	\$.00	.00	.00	.00	.00	\$.00	\$.00	\$.00
9909 REAP 2008-2009 FEDERAL GRANT	\$.00	.00	.00	.00	.00	\$.00	\$.00	\$.00
9910 REAP FY2010	\$.00	.00	.00	.00	.00	\$.00	\$.00	\$.00
9911 REAP FY2011	\$.00	.00	.00	.00	.00	\$.00	\$.00	\$.00
9912 REAP FY2012	\$.00	.00	.00	.00	.00	\$.00	\$.00	\$.00
9913 REAP FY2013	\$.00	.00	.00	.00	.00	\$.00	\$.00	\$.00
9914 REAP FY2014	\$.00	.00	.00	.00	.00	\$.00	\$.00	\$.00
9915 REAP FY2105	\$.00	.00	.00	.00	.00	\$.00	\$.00	\$.00

MDECA CREATED (FINJOU)

*** NOTE!! ONLY ACTIVE ACCOUNTS HAVE BEEN SELECTED, TOTALS MAY EXCLUDE AMOUNTS THAT ARE RELATED TO INACTIVE ACCOUNTS. ***

	BEGINNING BALANCE	MTD RECEIPTS	FYTD RECEIPTS	MTD EXPENDITURES	FYTD EXPENDITURES	AVAILABLE BALANCE	TOTAL ENCUMBERED	TOTAL UNENCUMB BALANCE
9916 REAP FY2016	\$.00	.00	.00	.00	.00	\$.00	\$.00	\$.00
9917 REAP FY2017	\$2,535.00	.00	.00	.00	.00	\$2,535.00	\$1,295.00	\$1,240.00
9918 REAP GRANT FOR 2017-2018	\$12,973.50	11,364.50	11,364.50	.00	.00	\$24,338.00	\$.00	\$24,338.00
TOT 599:	\$15,524.23	19,516.08	19,516.08	.00	.00	\$35,040.31	\$1,794.00	\$33,246.31

GRAND TOTALS:

\$7,300,069.27 952,387.21 952,387.21 537,217.27 537,217.27 \$7,715,239.21 \$1,206,688.79 \$6,508,540.42

*** NOTE!! ONLY ACTIVE ACCOUNTS HAVE BEEN SELECTED, TOTALS MAY EXCLUDE AMOUNTS THAT ARE RELATED TO INACTIVE ACCOUNTS. ***

BRADFORD EXEMPTED VILLAGE SD
 APPROPRIATION COMPLIANCE VERIFICATION
 Based On Expendable Amount
 Summary Report By Fund

FUND	DESCRIPTION	BEGIN CASH	REVSUM TOTAL	APPSUM TOTAL	CASHREVS-APPS	ACTUAL FYTD RECEIPT
Total Fund 001	GENERAL	5,940,415.63	7,052,477.00	2,857,461.93	10,135,430.70	931,834.62
Total Fund 002	BOND RETIREMENT	170,889.65	104,127.00	30,978.00	244,038.65	0.00
Total Fund 003	PERMANENT IMPROVEMENT	441,263.90	0.00	11,980.00	429,283.90	0.00
Total Fund 006	FOOD SERVICE	91,719.10	251,130.00	58,937.12	283,911.98	435.47
Total Fund 007	SPECIAL TRUST	34,506.36	3,500.00	8,250.00	29,756.36	0.00
Total Fund 008	ENDOWMENT	54,575.24	980.00	1,000.00	54,555.24	94.14
Total Fund 010	CLASSROOM FACILITIES	0.00	0.00	0.00	0.00	0.00
Total Fund 018	PUBLIC SCHOOL SUPPORT	33,585.67	13,977.00	5,020.84	42,541.83	2.85
Total Fund 019	OTHER GRANT	22,207.17	400.00	4,037.93	18,569.24	2.85
Total Fund 020	SPECIAL ENTERPRISE FUND	0.00	0.00	0.00	0.00	0.00
Total Fund 022	DISTRICT AGENCY	1,439.50	4,825.00	0.00	6,264.50	0.00
Total Fund 034	CLASSROOM FACILITIES MAINT.	440,920.64	44,911.00	0.00	485,831.64	0.00
Total Fund 200	STUDENT MANAGED ACTIVITY	28,981.13	37,373.00	4,088.95	62,265.18	0.00
Total Fund 300	DISTRICT MANAGED ACTIVITY	23,892.11	73,861.00	21,179.79	76,573.32	19.65
Total Fund 416	TEACHER DEVELOPMENT	0.00	0.00	0.00	0.00	0.00
Total Fund 432	MANAGEMENT INFORMATION SYSTEM	0.00	0.00	0.00	0.00	0.00
Total Fund 450	SCHOOLNET EQUIP/INFRASTRUCTURE	0.00	0.00	0.00	0.00	0.00
Total Fund 451	DATA COMMUNICATION FUND	0.00	0.00	0.00	0.00	0.00
Total Fund 452	SCHOOLNET PROFESS. DEVELOPMENT	0.00	0.00	0.00	0.00	0.00
Total Fund 454	* Invalid fund per the blue book	0.00	0.00	0.00	0.00	0.00
Total Fund 458	* Invalid fund per the blue book	0.00	0.00	0.00	0.00	0.00
Total Fund 459	OHIO READS	0.00	0.00	0.00	0.00	0.00
Total Fund 460	SUMMER INTERVENTION	0.00	0.00	0.00	0.00	0.00
Total Fund 499	MISCELLANEOUS STATE GRANT FUND	0.00	0.00	0.00	0.00	147.50
Total Fund 504	* Invalid fund per the blue book	0.00	0.00	0.00	0.00	0.00
Total Fund 506	RACE TO THE TOP	0.00	0.00	0.00	0.00	0.00
Total Fund 516	IDEA PART B GRANTS	0.00	105,121.58	0.00	105,121.58	0.00
Total Fund 532	* Invalid fund per the blue book	0.00	0.00	0.00	0.00	0.00
Total Fund 533	TITLE II D - TECHNOLOGY	0.00	0.00	0.00	0.00	0.00
Total Fund 572	TITLE I DISADVANTAGED CHILDREN	148.94	133,623.92	133,623.92	148.94	336.90
Total Fund 573	TITLE V INNOVATIVE EDUC PGM	0.00	0.00	0.00	0.00	0.00
Total Fund 584	DRUG FREE SCHOOL GRANT FUND	0.00	0.00	0.00	0.00	0.00
Total Fund 587	IDEA PRESCHOOL-HANDICAPPED	0.00	776.71	0.00	776.71	0.00
Total Fund 590	IMPROVING TEACHER QUALITY	0.00	18,120.09	18,120.09	0.00	0.00
Total Fund 599	MISCELLANEOUS FED. GRANT FUND	15,524.23	36,280.98	13,093.98	38,711.23	19,516.08
Grand Totals:		7,300,069.27	7,881,484.28	3,167,772.55	12,013,781.00	952,387.21

DATE: 06/02/18
TIME: 16:11

BALANCE CHECK REPORT
BRADFORD EXEMPTED VILLAGE SD

ALL FUNDS

CASH ACCOUNTS	537,217.27	MONTH TO DATE EXPENDITURES	BUDGET ACCOUNTS	537,217.27	APPROP ACCOUNTS	537,217.27
---------------	------------	----------------------------	-----------------	------------	-----------------	------------

CASH ACCOUNTS	4,621,995.55	YEAR TO DATE EXPENDITURES	BUDGET ACCOUNTS	4,621,995.55	APPROP ACCOUNTS	4,621,995.55
---------------	--------------	---------------------------	-----------------	--------------	-----------------	--------------

CASH ACCOUNTS	537,217.27	FISCAL YR TO DATE EXPENDITURES	BUDGET ACCOUNTS	537,217.27	APPROP ACCOUNTS	537,217.27
---------------	------------	--------------------------------	-----------------	------------	-----------------	------------

CASH ACCOUNTS	324,296.90	PROJECT YR TO DATE EXPENDITURES	BUDGET ACCOUNTS	324,296.90	APPROP ACCOUNTS	324,296.90
---------------	------------	---------------------------------	-----------------	------------	-----------------	------------

CASH ACCOUNTS	952,387.21	MONTH TO DATE REVENUE	REVENUE ACCOUNTS	952,387.21		
---------------	------------	-----------------------	------------------	------------	--	--

CASH ACCOUNTS	5,342,284.78	YEAR TO DATE REVENUE	REVENUE ACCOUNTS	5,342,284.78		
---------------	--------------	----------------------	------------------	--------------	--	--

CASH ACCOUNTS	952,387.21	FISCAL YR TO DATE REVENUE	REVENUE ACCOUNTS	952,387.21		
---------------	------------	---------------------------	------------------	------------	--	--

CASH ACCOUNTS	337,170.05	PROJECT YR TO DATE REVENUE	REVENUE ACCOUNTS	337,170.05		
---------------	------------	----------------------------	------------------	------------	--	--

DATE: 08/02/18
TIME: 16:11

BALANCE CHECK REPORT
BRADFORD EXEMPTED VILLAGE SD

PAGE 2
(BALCHK)

ALL FUNDS

OPEN P. O. FILE	1,206,698.79	APPROP ACCOUNTS	.00
CURRENT ENCUMBRANCES		BUDGET ACCOUNTS	.00
BUDGET ACCOUNTS	1,206,698.79	MONTH TO DATE TRANSFERS	
APPROP ACCOUNTS	1,206,698.79	BUDGET ACCOUNTS	.00
		REVENUE ACCOUNTS	.00
		YEAR TO DATE TRANSFERS	
		BUDGET ACCOUNTS	307,931.50
		REVENUE ACCOUNTS	307,931.50
		FISCAL YTD TRANSFERS	
		BUDGET ACCOUNTS	.00
		REVENUE ACCOUNTS	.00

Payer Layout

[Skip to main content](#)
[Carla Surber](#)

- [Sign Out](#)
- [Exit](#)

Payer Navbar



Payer Sidenav



- [Dashboard](#)
Accounts Overview and Activity
- [Payment Settings](#)
Manage Payment Methods

[Carla Surber](#)

- [Sign Out](#)
- [Exit](#)

Make Payment

- [Pay Invoice](#)
- [Pay to Account](#)